


4185 m.

SHARK GRAND PRIX DE FRANCE

Free Practice Nr. 2

Classification

6

		Rider	Nation	Team	Motorcycle	Time	Lap Total	Gap	Top Speed
1	22	Sam LOWES	GBR	Elf Marc VDS Racing Team	KALEX	1'36.307	16 20		265.9
2	25	Raul FERNANDEZ	SPA	Red Bull KTM Ajo	KALEX	1'36.382	16 20	0.075 0.075	268.7
3	37	Augusto FERNANDEZ	SPA	Elf Marc VDS Racing Team	KALEX	1'36.605	7 21	0.298 0.223	265.9
4	87	Remy GARDNER	AUS	Red Bull KTM Ajo	KALEX	1'36.640	14 18	0.333 0.035	265.9
5	11	Nicolò BULEGA	ITA	Federal Oil Gresini Moto2	KALEX	1'36.748	16 20	0.441 0.108	266.6
6	97	Xavi VIERGE	SPA	Petronas Sprinta Racing	KALEX	1'36.813	16 19	0.506 0.065	266.6
7	44	Aron CANET	SPA	Inde Aspar Team	BOSCOSCURO	1'36.864	13 16	0.557 0.051	266.6
8	21	Fabio DI GIANNANTONIO	ITA	Federal Oil Gresini Moto2	KALEX	1'36.959	10 13	0.652 0.095	263.8
9	72	Marco BEZZECCHI	ITA	SKY Racing Team VR46	KALEX	1'37.062	8 18	0.755 0.103	269.5
10	64	Bo BENDSNEYDER	NED	Pertamina Mandalika SAG Team	KALEX	1'37.083	13 16	0.776 0.021	266.6
11	23	Marcel SCHROTTER	GER	Liqui Moly Intact GP	KALEX	1'37.165	13 18	0.858 0.082	263.8
12	62	Stefano MANZI	ITA	Flexbox HP40	KALEX	1'37.215	13 20	0.908 0.050	266.6
13	9	Jorge NAVARRO	SPA	MB Conveyors Speed Up	BOSCOSCURO	1'37.316	16 17	1.009 0.101	268.7
14	40	Hector GARZO	SPA	Flexbox HP40	KALEX	1'37.327	13 19	1.020 0.011	267.3
15	24	Simone CORSI	ITA	MV Agusta Forward Racing	MV AGUSTA	1'37.423	7 20	1.116 0.096	263.1
16	35	Somkiat CHANTRA	THA	IDEMITSU Honda Team Asia	KALEX	1'37.473	7 16	1.166 0.050	267.3
17	7	Lorenzo BALDASSARRI	ITA	MV Agusta Forward Racing	MV AGUSTA	1'37.497	9 11	1.190 0.024	259.6
18	79	Ai OGURA	JPN	IDEMITSU Honda Team Asia	KALEX	1'37.499	17 18	1.192 0.002	268.0
19	12	Thomas LUTHI	SWI	Pertamina Mandalika SAG Team	KALEX	1'37.606	11 20	1.299 0.107	263.8
20	42	Marcos RAMIREZ	SPA	American Racing	KALEX	1'37.640	14 19	1.333 0.034	267.3
21	55	Hafizh SYAHRIN	MAL	NTS RW Racing GP	NTS	1'37.815	11 13	1.508 0.175	266.6
22	14	Tony ARBOLINO	ITA	Liqui Moly Intact GP	KALEX	1'37.844	12 17	1.537 0.029	266.6
23	6	Cameron BEAUBIER	USA	American Racing	KALEX	1'38.055	8 19	1.748 0.211	269.5
24	75	Albert ARENAS	SPA	Inde Aspar Team	BOSCOSCURO	1'38.072	7 12	1.765 0.017	268.0
25	96	Jake DIXON	GBR	Petronas Sprinta Racing	KALEX	1'38.081	10 13	1.774 0.009	263.1
26	13	Celestino VIETTI	ITA	SKY Racing Team VR46	KALEX	1'38.326	17 21	2.019 0.245	263.8
27	19	Lorenzo DALLA PORTA	ITA	Italtrans Racing Team	KALEX	1'38.335	10 22	2.028 0.009	268.0
28	16	Joe ROBERTS	USA	Italtrans Racing Team	KALEX	1'38.458	8 15	2.151 0.123	262.4
29	70	Barry BALTUS	BEL	NTS RW Racing GP	NTS	1'38.561	4 18	2.254 0.103	261.0
30	10	Tommaso MARCON	ITA	MV Agusta Forward Racing	MV AGUSTA	1'39.645	5 17	3.338 1.084	261.0
Not classified									
	5	Yari MONTELLA	ITA	MB Conveyors Speed Up	BOSCOSCURO				

Practice condition: **Dry**Air: **16°**Humidity: **68%**Ground: **18°**

Fastest Lap:	Lap: 16	Sam LOWES	1'36.307	156.4 Km/h
Best Race Lap:	2019	Jorge NAVARRO	1'36.764	155.6 Km/h
All Time Lap Record:	2018	Francesco BAGNAIA	1'36.188	156.6 Km/h

The results are provisional until the end of the limit for protest and appeals.

Time limit for protest expires 30' after publication of the results - Time:

These data/results cannot be reproduced, stored and/or transmitted in whole or in part by any manner of electronic, mechanical, photocopying, recording, broadcasting or otherwise now known or herein after developed without the previous express consent by the copyright owner, except for reproduction in daily press and regular printed publications on sale to the public within 60 days of the event related to those data/results and always provided that copyright symbol appears together as follows below.

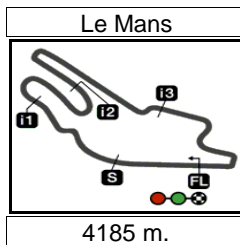
© DORNA, 2021

Official MotoGP Timing by TISSOT
www.motogp.com

Le Mans, Friday, May 14, 2021

moto2™





Results and timing service provided by TISSOT

Moto2™

SHARK GRAND PRIX DE FRANCE

Free Practice Nr. 2

Combined Free Practice Times

7

	Rider	Nation	Team	MOTORCYCLE	FP1	FP2	Gap
1	22 S.LOWES	GBR	Elf Marc VDS Racing Team	KALEX	1'37.678 20	1'36.307 16	
2	25 R.FERNANDEZ	SPA	Red Bull KTM Ajo	KALEX	1'38.779 17	1'36.382 16	0.075 0.075
3	37 A.FERNANDEZ	SPA	Elf Marc VDS Racing Team	KALEX	1'37.915 18	1'36.605 7	0.298 0.223
4	87 R.GARDNER	AUS	Red Bull KTM Ajo	KALEX	1'38.381 19	1'36.640 14	0.333 0.035
5	11 N.BULEGA	ITA	Federal Oil Gresini Moto2	KALEX	1'38.787 19	1'36.748 16	0.441 0.108
6	97 X.VIERGE	SPA	Petronas Sprinta Racing	KALEX	1'38.230 18	1'36.813 16	0.506 0.065
7	44 A.CANET	SPA	Inde Aspar Team	BOSCOSCURO	1'37.535 19	1'36.864 13	0.557 0.051
8	21 F.DI GIANNANTO	ITA	Federal Oil Gresini Moto2	KALEX	1'37.812 15	1'36.959 10	0.652 0.095
9	72 M.BEZZECCHI	ITA	SKY Racing Team VR46	KALEX	1'38.812 11	1'37.062 8	0.755 0.103
10	64 B.BENDSNEYDEI	NED	Pertamina Mandalika SAG Team	KALEX	1'38.801 18	1'37.083 13	0.776 0.021
11	23 M.SCHROTTER	GER	Liqui Moly Intact GP	KALEX	1'38.343 17	1'37.165 13	0.858 0.082
12	62 S.MANZI	ITA	Flexbox HP40	KALEX	1'37.643 17	1'37.215 13	0.908 0.050
13	9 J.NAVARRO	SPA	MB Conveyors Speed Up	BOSCOSCURO	1'38.542 17	1'37.316 16	1.009 0.101
14	40 H.GARZO	SPA	Flexbox HP40	KALEX	1'38.507 18	1'37.327 13	1.020 0.011
15	24 S.CORSI	ITA	MV Agusta Forward Racing	MV AGUSTA	1'38.628 20	1'37.423 7	1.116 0.096
16	35 S.CHANTRA	THA	IDEMITSU Honda Team Asia	KALEX	1'38.757 18	1'37.473 7	1.166 0.050
17	7 L.BALDASSARRI	ITA	MV Agusta Forward Racing	MV AGUSTA	1'38.595 20	1'37.497 9	1.190 0.024
18	79 A.OGURA	JPN	IDEMITSU Honda Team Asia	KALEX	1'39.000 18	1'37.499 17	1.192 0.002
19	12 T.LUTHI	SWI	Pertamina Mandalika SAG Team	KALEX	1'38.724 16	1'37.606 11	1.299 0.107
20	42 M.RAMIREZ	SPA	American Racing	KALEX	1'38.699 18	1'37.640 14	1.333 0.034
21	55 H.SYHRIN	MAL	NTS RW Racing GP	NTS	1'38.503 17	1'37.815 11	1.508 0.175
22	14 T.ARBOLINO	ITA	Liqui Moly Intact GP	KALEX	1'39.666 15	1'37.844 12	1.537 0.029
23	6 C.BEAUBIER	USA	American Racing	KALEX	1'38.884 18	1'38.055 8	1.748 0.211
24	75 A.ARENAS	SPA	Inde Aspar Team	BOSCOSCURO	1'39.234 20	1'38.072 7	1.765 0.017
25	96 J.DIXON	GBR	Petronas Sprinta Racing	KALEX	1'38.302 17	1'38.081 10	1.774 0.009
26	13 C.VIETTI	ITA	SKY Racing Team VR46	KALEX	1'40.574 18	1'38.326 17	2.019 0.245
27	19 L.DALLA PORTA	ITA	Italtrans Racing Team	KALEX	1'39.679 20	1'38.335 10	2.028 0.009
28	16 J.ROBERTS	USA	Italtrans Racing Team	KALEX	1'39.767 15	1'38.458 8	2.151 0.123
29	5 Y.MONTELLA	ITA	MB Conveyors Speed Up	BOSCOSCURO	1'38.532 17		2.225 0.074
30	70 B.BALTUS	BEL	NTS RW Racing GP	NTS	1'39.139 18	1'38.561 4	2.254 0.029
31	10 T.MARCON	ITA	MV Agusta Forward Racing	MV AGUSTA	1'41.307 14	1'39.645 5	3.338 1.084

Pole Position Record:	2018	Francesco BAGNAIA	1'36.188	156.6 Km/h
Best Race Lap:	2019	Jorge NAVARRO	1'36.764	155.6 Km/h
All Time Lap Record:	2018	Francesco BAGNAIA	1'36.188	156.6 Km/h

The results are provisional until the end of the limit for protest and appeals.

Time limit for protest expires 60' after publication of the results - Time:

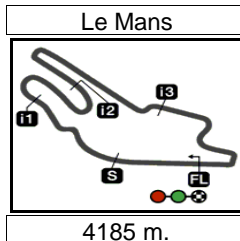
These data/results cannot be reproduced, stored and/or transmitted in whole or in part by any manner of electronic, mechanical, photocopying, recording, broadcasting or otherwise now known or herein after developed without the previous express consent by the copyright owner, except for reproduction in daily press and regular printed publications on sale to the public within 60 days of the event related to those data/results and always provided that copyright symbol appears together as follows below.

© DORNA, 2021

Official MotoGP Timing by TISSOT
www.motogp.com

Le Mans, Friday, May 14, 2021





SHARK GRAND PRIX DE FRANCE

Free Practice Nr. 2

Top Speed & Average

8



Rider	Nation	Motorcycle	Top 5 speeds					Average	Top
6 Cameron BEAUBIER	USA	KALEX	269.5	268.7	268.7	267.3	267.3	268.3	269.5
72 Marco BEZZECCHI	ITA	KALEX	269.5	268.0	266.6	266.6	265.9	266.8	269.5
9 Jorge NAVARRO	SPA	BOSCOSCURO	268.7	268.0	266.6	266.6	266.6	267.3	268.7
25 Raul FERNANDEZ	SPA	KALEX	268.7	268.0	268.0	268.0	267.3	267.8	268.7
19 Lorenzo DALLA PORTA	ITA	KALEX	268.0	267.3	267.3	265.9	265.2	266.5	268.0
75 Albert ARENAS	SPA	BOSCOSCURO	268.0	265.9	265.2	263.8	263.1	264.9	268.0
79 Ai OGURA	JPN	KALEX	268.0	268.0	267.3	267.3	266.6	267.2	268.0
35 Somkiat CHANTRA	THA	KALEX	267.3	266.6	265.2	265.2	265.2	265.8	267.3
40 Hector GARZO	SPA	KALEX	267.3	267.3	265.9	265.2	264.5	265.5	267.3
42 Marcos RAMIREZ	SPA	KALEX	267.3	267.3	265.2	265.2	265.2	266.0	267.3
11 Nicolò BULEGA	ITA	KALEX	266.6	265.2	265.2	264.5	264.5	265.0	266.6
14 Tony ARBOLINO	ITA	KALEX	266.6	265.2	265.2	264.5	264.5	265.1	266.6
44 Aron CANET	SPA	BOSCOSCURO	266.6	266.6	265.2	263.8	263.1	264.7	266.6
55 Hafizh SYAHRIN	MAL	NTS	266.6	265.9	263.1	262.4	261.7	263.6	266.6
62 Stefano MANZI	ITA	KALEX	266.6	266.6	265.9	265.2	264.5	265.6	266.6
64 Bo BENDSNEYDER	NED	KALEX	266.6	265.2	265.2	264.5	263.8	264.7	266.6
97 Xavi VIERGE	SPA	KALEX	266.6	263.8	263.1	263.1	263.1	263.7	266.6
22 Sam LOWES	GBR	KALEX	265.9	265.9	265.2	264.5	264.5	265.2	265.9
37 Augusto FERNANDEZ	SPA	KALEX	265.9	265.2	265.2	264.5	264.5	265.0	265.9
87 Remy GARDNER	AUS	KALEX	265.9	265.2	264.5	263.8	263.1	264.1	265.9
12 Thomas LUTHI	SWI	KALEX	263.8	263.8	263.8	263.1	263.1	263.5	263.8
13 Celestino VIETTI	ITA	KALEX	263.8	263.8	263.1	261.0	261.0	262.0	263.8
21 Fabio DI GIANNANTONIO	ITA	KALEX	263.8	263.8	263.8	263.1	263.1	263.5	263.8
23 Marcel SCHROTTER	GER	KALEX	263.8	263.8	263.8	263.8	263.1	263.5	263.8
24 Simone CORSI	ITA	MV AGUSTA	263.1	262.4	261.7	261.0	261.0	261.8	263.1
96 Jake DIXON	GBR	KALEX	263.1	263.1	262.4	261.7	261.7	262.4	263.1
16 Joe ROBERTS	USA	KALEX	262.4	262.4	261.0	261.0	260.3	261.0	262.4
10 Tommaso MARCON	ITA	MV AGUSTA	261.0	259.6	259.6	259.0	257.6	258.7	261.0
70 Barry BALTUS	BEL	NTS	261.0	261.0	260.3	259.6	259.0	259.8	261.0
7 Lorenzo BALDASSARRI	ITA	MV AGUSTA	259.6	259.0	258.3	258.3	257.6	258.6	259.6

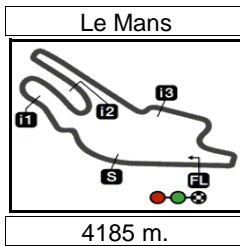
These data/results cannot be reproduced, stored and/or transmitted in whole or in part by any manner of electronic, mechanical, photocopying, recording, broadcasting or otherwise now known or herein after developed without the previous express consent by the copyright owner, except for reproduction in daily press and regular printed publications on sale to the public within 60 days of the event related to those data/results and always provided that copyright symbol appears together as follows below.

© DORNA, 2021

Official MotoGP Timing by TISSOT
www.motogp.com



Le Mans, Friday, May 14, 2021



Results and timing service provided by TISSOT

Moto2™

SHARK GRAND PRIX DE FRANCE

Free Practice Nr. 2

Chronological Analysis of Performances

9

* Lap / Sector time cancelled **T1** Time from finish line to 1st intermediate **T3** Time from 2nd intermed. to 3rd intermed.
P Crossing the finish line in pit lane **T2** Time from 1st intermed. to 2nd intermed. **T4** Time from 3rd intermediate to finish line

Lap	Lap Time	T1	T2	T3	T4	Speed	Lap	Lap Time	T1	T2	T3	T4	Speed
1st 22 Sam LOWES Elf Marc VDS Racing GBR Runs=3 Total laps=20 Full laps=13							3rd 37 Augusto FERNAND Elf Marc VDS Racing SPA Runs=2 Total laps=21 Full laps=13						
1	3'00.585	32.341	23.550	28.599	26.265		1	2'32.013	32.681	23.197	28.446	26.092	
2	1'38.732	23.151	22.048	27.867	25.666	261.7	2	1'38.667	22.854	21.978	27.999	25.836	263.1
3	1'37.287	22.822	21.731	27.403	25.331	263.8	3	1'37.703	22.735	21.807	27.655	25.506	262.4
4	1'37.272	22.668	21.624	27.518	25.462	264.5	4	1'37.244	22.594	21.797	27.537	25.316	262.4
5	1'37.445 *	22.547	21.742	27.563*	25.593	263.1	5	1'37.480	22.797	21.827	27.411	25.445	265.2
6	1'37.515	22.794	21.797	27.416	25.508	263.1	6	1'36.904	22.580	21.781	27.229	25.314	263.8
7	1'37.096	22.602	21.654	27.555	25.285	262.4	7	1'36.605	22.410	21.675	27.171	25.349	264.5
8	1'38.065	22.804	21.968	27.783	25.510	261.7	8	1'37.414	22.367	21.860	27.602	25.585	265.9
9	1'37.423	22.636	21.793	27.486	25.508	262.4	9	1'40.792 P	22.492	21.906	27.506	28.888	264.5
10	1'37.684	22.534	21.745	27.667	25.738	263.8	10	7'59.989	35.063	23.089	28.491	26.073	
11	1'46.203 P	24.801	22.978	28.653	29.771	258.3	11	1'37.923	22.819	21.870	27.655	25.579	262.4
12	6'49.771	30.837	22.855	30.306	25.780		12	1'37.326	22.629	21.818	27.460	25.419	262.4
13	1'37.459	22.813	21.734	27.562	25.350	262.4	13	1'38.285	22.686	22.259	27.694	25.646	264.5
14	1'36.439	22.403	21.617	27.267	25.152	265.9	14	1'37.423	22.553	21.834	27.539	25.497	262.4
15	1'36.924	22.688	21.753	27.323	25.160	265.9	15	1'37.104	22.493	21.753	27.493	25.365	263.1
16	1'36.307	22.360	21.648	27.204	25.095	264.5	16	1'37.164	22.553	21.748	27.492	25.371	262.4
17	1'36.983 *	22.366	21.640	27.491*	25.486	265.2	17	1'37.234 *	22.485	21.768	27.555*	25.426	263.1
18	1'36.929	22.590	21.716	27.315	25.308	263.1	18	1'37.098 *	22.518	21.735	27.433	25.412*	261.7
19	1'48.410 P	25.641*	24.621	28.388*	29.752	263.1	19	1'37.233 *	22.541*	21.798	27.425	25.461	262.4
20	3'38.838 *	34.269	22.890	29.289*	26.772		20	1'36.922 *	22.458	21.761	27.392*	25.311	263.1
							21	1'37.141 *	22.414	21.775	27.468*	25.484	265.2
2nd 25 Raul FERNANDEZ Red Bull KTM Ajo SPA Runs=2 Total laps=20 Full laps=14							4th 87 Remy GARDNER Red Bull KTM Ajo AUS Runs=2 Total laps=18 Full laps=11						
1	2'22.560	34.590	23.332	28.163	26.245		1	2'10.697	33.799	23.787	28.944	28.073	
2	1'40.048	22.912	22.017	28.987	26.132	265.2	2	1'38.982	23.308	22.250	27.719	25.705	263.1
3	1'37.524	22.794	21.966	27.224	25.540	268.7	3	1'42.214	22.956	22.659	30.218	26.381	263.1
4	1'37.231	22.593	22.018	27.263	25.357	267.3	4	1'37.813	22.773	22.005	27.481	25.554	265.9
5	1'37.349	22.468	21.941	27.347	25.593	268.0	5	1'38.001 *	22.704	21.818	27.496*	25.983*	265.2
6	1'37.409	22.575	22.032	27.216	25.586	268.0	6	1'37.523	22.576	21.955	27.406	25.586	264.5
7	1'37.292	22.682	21.920	27.272	25.418	265.2	7	1'37.016	22.691	21.728	27.243	25.354	262.4
8	1'36.982	22.457	22.048	27.113	25.364	264.5	8	1'41.375	22.462	21.779	29.971	27.163	262.4
9	1'36.781	22.398	21.918	27.067	25.398	265.9	9	1'37.468	22.650	21.982	27.300	25.536	261.7
10	1'41.528 *	26.131*	22.162	27.395	25.833	265.9	10	1'43.874 P	22.563	22.258	28.516	30.537	263.1
11	1'37.318	22.577	22.006	27.219	25.516	264.5	11	11'28.984	38.722	23.438	36.206	26.128	
12	1'41.518 P	22.842	22.840	28.128	27.708	266.6	12	1'37.438	22.715	21.920	27.471	25.332	262.4
13	8'09.166	36.630	23.850	31.785	27.305		13	1'36.764	22.492	21.714	27.211	25.347	262.4
14	1'39.576	22.791	22.150	27.354	27.281	267.3	14	1'36.640	22.460	21.732	27.305	25.143	261.0
15	1'37.072	22.422	21.946	27.342	25.362	267.3	15	1'39.332	22.362	21.654	27.078	28.238	262.4
16	1'36.382	22.380	21.764	27.010	25.228	266.6	16	1'45.219 *	22.471*	23.480	27.567	31.699*	263.8
17	1'39.351	22.425	21.641	26.951	28.334	265.9	17	1'41.260 *	24.841*	22.354	27.753	26.307	262.4
18	1'44.962 *	22.464	21.746	27.148	33.604*	265.9	18	1'42.122 *	22.524	21.689	32.169*	25.740	261.7
19	1'42.662	26.131	22.706	27.328	26.497	265.9							
20	1'37.486 *	22.538	21.849	27.609*	25.490	268.0							

Fastest Lap: Sam LOWES Elf Marc VDS Racing GBR **1'36.307** 22.360 21.648 27.204 25.095

These data/results cannot be reproduced, stored and/or transmitted in whole or in part by any manner of electronic, mechanical, photocopying, recording, broadcasting or otherwise now known or herein after developed without the previous express consent by the copyright owner, except for reproduction in daily press and regular printed publications on sale to the public within 60 days of the event related to those data/results and always provided that copyright symbol appears together as follows below.
 © DORNA, 2021



Free Practice Nr. 2

Moto2

Lap	Lap Time	T1	T2	T3	T4	Speed	Lap	Lap Time	T1	T2	T3	T4	Speed	
5th	11	Nicolò BULEGA Federal Oil Gresini M ITA						10	1'37.464	22.631	21.944	27.537	25.352	265.2
		Runs=2	Total laps=20	Full laps=14										
1	2'10.962	34.096	24.303	30.270	28.553		11	1'36.875	22.503	21.747	27.282	25.343	263.1	
2	1'39.153	23.329	22.259	27.717	25.848	263.1	12	1'37.702	22.498	21.803	27.492	25.909	261.0	
3	1'51.109	22.817	22.101	35.437	30.754	263.1	13	1'36.864	22.505	21.779	27.214	25.366	260.3	
4	1'38.357	23.116	22.217	27.591	25.433	264.5	14	1'44.537 *	22.493	21.818	27.527	32.699*	260.3	
5	1'37.720	22.785	21.828	27.552	25.555	264.5	15	1'44.314 *	27.42*	22.710	27.495	26.680	259.6	
6	1'38.051	22.894	21.897	27.597	25.663	265.2	16	1'40.316 *	22.693	23.022	28.606*	25.995	261.0	
7	1'38.874	23.065	22.331	27.748	25.730	266.6	8th	21	Fabio DI GIANNANT Federal Oil Gresini M ITA					
8	1'38.257	23.212	21.972	27.482	25.591	264.5			Runs=3	Total laps=13	Full laps=5			
9	1'37.815	22.675	21.888	27.450	25.802	263.1	1	2'44.356	33.238	23.248	28.126	26.258		
10	1'37.634	22.872	21.826	27.480	25.456	263.8	2	1'38.376	22.896	22.085	27.690	25.705	261.7	
11	1'50.626 P	22.733	21.862	261.0			3	1'37.715	22.714	21.936	27.504	25.561	263.1	
12	8'59.353	38.420	23.336	28.227	26.001		4	1'37.411	22.597	21.898	27.429	25.487	263.1	
13	1'37.293	22.775	21.833	27.342	25.343	262.4	5	2'34.787 P	22.521	21.920	262.4			
14	1'37.059	22.655	21.833	27.393	25.178	264.5	6	15'47.828	33.739	23.139	28.108	26.005		
15	1'36.884	22.496	21.737	27.461	25.190	263.8	7	1'40.378 P	22.938	21.932	27.479	28.029	261.7	
16	1'36.748	22.556	21.685	27.283	25.224	263.1	8	5'16.837	32.121	22.402	27.705	25.761		
17	1'37.109 *	22.433	21.729	27.340	25.607*	265.2	9	1'37.404 *	22.577	21.831	27.579*	25.417	261.0	
18	1'39.461 *	22.64*	22.032	27.460*	27.327	263.1	10	1'36.959	22.374	21.742	27.406	25.437	263.8	
19	1'37.188	22.713	21.814	27.399	25.262	261.7	11	1'37.282 *	22.48*	21.783	27.567	25.445	263.8	
20	1'37.792 *	22.725	21.909	27.514*	25.644	262.4	12	1'39.865	22.458	21.830	30.018	25.559	263.8	
							13	1'37.730 *	22.726	21.874	27.506*	25.624	263.1	
6th	97	Xavi VIERGE Petronas Sprinta Raci SPA						9th	72	Marco BEZZECCHI SKY Racing Team VR ITA				
		Runs=2	Total laps=19	Full laps=10										
1	2'29.085	40.781	24.815	28.931	26.561				Runs=3	Total laps=18	Full laps=11			
2	1'43.186 *	23.148	22.363	29.032*	28.643	261.0	1	2'04.148	33.586	23.256	29.288	26.326		
3	1'38.620	23.059	22.112	27.723	25.726	262.4	2	1'56.060	24.663	22.164	42.361	26.872	265.9	
4	1'38.090	22.868	22.079	27.554	25.589	261.7	3	1'39.287	23.147	21.989	27.362	26.789	266.6	
5	1'37.758	22.775	22.007	27.449	25.527	261.0	4	1'37.375	22.843	21.856	27.275	25.401	266.6	
6	1'38.502 *	22.683	22.008	27.515*	26.296	263.1	5	1'38.156	22.739	22.058	27.867	25.492	265.9	
7	1'37.459	22.672	21.922	27.428	25.437	263.1	6	1'37.247	22.616	22.011	27.223	25.397	268.0	
8	1'37.417	22.547	21.986	27.448	25.436	261.0	7	1'37.583	22.658	21.963	27.600	25.362	269.5	
9	1'38.113	22.620	21.961	27.824	25.708	261.7	8	1'37.062	22.618	21.847	27.161	25.436	263.8	
10	1'42.141 P	22.631	22.904	28.139	28.467	261.7	9	1'37.278	22.546	21.866	27.384	25.482	265.9	
11	10'29.433	42.110	23.641	28.597	26.014		10	1'44.070 P	22.665	22.088	29.271	30.046	265.9	
12	1'40.246 *	22.853	22.194	27.736*	27.463	259.6	11	8'42.199 *	34.348	22.872	30.499*	28.318		
13	1'37.441	22.701	21.918	27.444	25.378	263.1	12	1'38.615	23.145	22.225	27.470	25.775	263.1	
14	1'36.927	22.549	21.791	27.337	25.250	262.4	13	1'42.561 P	22.945	22.046	29.479	28.091	264.5	
15	1'37.470 *	22.499	21.826	27.476*	25.669	262.4	14	4'50.805	34.816	22.978	28.318	26.131		
16	1'36.813	22.410	21.751	27.182	25.470	263.1	15	1'37.662	22.741	21.994	27.388	25.539	262.4	
17	1'47.869 *	25.82*	24.195	27.790*	30.058*	266.6	16	1'37.314 *	22.59*	21.796	27.343*	25.578	263.1	
18	1'39.885	22.595	22.084	27.529	27.677	263.1	17	1'37.090	22.572	21.885	27.309	25.324	264.5	
19	1'38.129 *	22.509	21.911	27.289*	26.420	263.8	18	1'36.532 *	22.394	21.799	27.108*	25.231	263.8	
7th	44	Aron CANET Inde Aspar Team SPA						10th	64	Bo BENDSNEYDER Pertamina Mandalika NED				
		Runs=3	Total laps=16	Full laps=9										
1	2'14.944	35.032	22.999	28.165	26.976				Runs=3	Total laps=16	Full laps=7			
2	1'39.211	23.113	22.125	27.736	26.237	263.1	1	2'00.032	34.291	23.607	28.364	27.689		
3	1'38.113	22.744	22.025	27.759	25.585	266.6	2	1'40.001	23.739	22.431	27.794	26.037	265.2	
4	1'38.396	23.195	21.992	27.654	25.555	266.6	3	1'38.900	23.112	22.199	27.665	25.924	263.8	
5	1'38.327	22.675	22.003	27.936	25.713	263.8	4	1'38.427	23.004	22.109	27.547	25.767	264.5	
6	1'44.903 P	24.75 *	22.324	27.764	30.064	262.4	5	1'49.451 P	24.90*	25.003	29.641	29.902	263.8	
7	6'13.893 P	34.439	22.694	28.019	30.246		6	9'36.992	39.494	23.569	28.049	26.007		
8	10'05.836	34.833	22.294	28.337	26.492		7	1'38.502	23.239	22.031	27.468	25.764	263.1	
9	1'40.641	22.875	21.969	28.562	27.235	260.3	8	1'38.239 *	22.886	22.065	27.553*	25.735	261.7	
							9	1'38.040	22.814	21.960	27.526	25.740	263.1	
Fastest Lap:		Sam LOWES			Elf Marc VDS Racing		GBR		1'36.307	22.360	21.648	27.204	25.095	

These data/results cannot be reproduced, stored and/or transmitted in whole or in part by any manner of electronic, mechanical, photocopying, recording, broadcasting or otherwise now known or herein after developed without the previous express consent by the copyright owner, except for reproduction in daily press and regular printed publications on sale to the public within 60 days of the event related to those data/results and always provided that copyright symbol appears together as follows below.
© DORNA, 2021

Free Practice Nr. 2

Moto2

Lap	Lap Time	P	T1	T2	T3	T4	Speed	Lap	Lap Time	T1	T2	T3	T4	Speed	
10	1'43.805	P	22.810	22.608	28.870	29.517	263.1	3	1'38.165	22.823	22.025	27.506	25.811	265.9	
11	6'48.017		33.820	23.736	27.767	25.727		4	1'47.672	23.117	25.726	28.023	30.806	268.7	
12	1'37.805		22.832	21.919	27.436	25.618	263.1	5	1'38.299	23.016	21.986	27.508	25.789	263.8	
13	1'37.083		22.623	21.790	27.231	25.439	263.1	6	1'37.466	22.608	21.927	27.293	25.638	265.2	
14	1'42.876	*	22.594	21.882	27.339	31.061*	266.6	7	1'45.529	P	22.798	21.892	28.112*	32.727	266.6
15	1'44.138	*	26.26*	22.695	27.511	27.669	263.8	8	9'53.563	*	36.655	23.383	29.298*	26.899	
16	1'38.472	*	22.824	22.222	27.737*	25.689	265.2	9	1'42.018	23.061	22.200	30.953	25.804	260.3	
								10	1'38.303	22.958	22.176	27.455	25.714	262.4	
								11	1'37.787	22.750	22.074	27.363	25.600	262.4	

11th 23 Marcel SCHROTTE Liqui Moly Intact GP GER

Runs=2 Total laps=18 Full laps=9

1	3'04.523		33.464	23.327	28.457	26.252								
2	1'39.193		23.259	22.205	27.485	26.244	261.7							
3	1'38.036		22.923	21.982	27.520	25.611	263.8							
4	1'37.613		22.749	21.990	27.376	25.498	263.1							
5	1'38.001	*	22.944	21.948	27.510*	25.599*	263.8							
6	1'37.453		22.591	22.001	27.422	25.439	263.8							
7	1'37.327		22.593	21.926	27.372	25.436	263.1							
8	1'38.867	*	23.14*	22.399	27.450	25.876*	262.4							
9	1'40.103	P	22.746	21.982	27.303	28.072	262.4							
10	11'31.692		34.412	23.555	28.049	26.774								
11	1'37.627		22.730	22.009	27.378	25.510	263.1							
12	1'37.381		22.674	22.031	27.302	25.374	262.4							
13	1'37.165		22.599	21.905	27.248	25.413	262.4							
14	1'36.988	*	22.540	21.883	27.231*	25.334	262.4							
15	1'39.248		22.557	21.938	29.058	25.695	263.8							
16	1'37.048	*	22.68*	21.816	27.217	25.330*	262.4							
17	1'37.249	*	22.64*	21.929	27.295	25.384	262.4							
18	1'36.939	*	22.547	21.842	27.183*	25.367	263.1							

12th 62 Stefano MANZI Flexbox HP40 ITA

Runs=2 Total laps=20 Full laps=12

1	2'26.813		34.122	23.418	28.150	25.969								
2	1'39.098		23.211	22.268	27.724	25.895	263.8							
3	1'38.072		22.890	22.049	27.428	25.705	264.5							
4	1'37.865		22.620	21.986	27.472	25.787	263.8							
5	1'38.334		23.093	22.118	27.440	25.683	266.6							
6	1'37.647		22.712	22.055	27.399	25.481	264.5							
7	1'37.709		22.794	22.029	27.429	25.457	265.9							
8	1'37.575	*	22.535	22.006	27.473	25.561*	265.2							
9	1'53.279	P	27.001	24.001	31.666	30.611	256.3							
10	9'19.643		35.065	23.042	27.771	26.177								
11	1'37.732		22.895	21.983	27.491	25.363	261.0							
12	1'37.532		22.473	21.890	27.480	25.689	263.1							
13	1'37.215		22.530	21.870	27.318	25.497	266.6							
14	1'40.921		24.482	22.463	28.182	25.794	261.7							
15	1'37.376		22.645	21.825	27.526	25.380	259.6							
16	1'36.859	*	22.399	21.819	27.407*	25.234	261.7							
17	1'43.889	*	22.428	24.127	31.420*	25.914*	263.8							
18	1'38.461	*	23.26*	22.181	27.471	25.546	262.4							
19	1'40.374		22.531	21.890	29.880	26.073	263.1							
20	1'40.959	*	22.725	22.071	28.228*	27.935	262.4							

13th 9 Jorge NAVARRO MB Conveyors Speed SPA

Runs=3 Total laps=17 Full laps=9

1	2'12.224		35.760	24.404	29.458	27.934								
2	1'40.177		23.485	22.669	28.160	25.863	268.0							

14th 40 Hector GARZO Flexbox HP40 SPA

Runs=2 Total laps=20 Full laps=11

1	2'13.551		34.331	23.541	29.401	27.630								
2	1'40.337		23.354	22.733	27.746	26.504	265.9							
3	1'39.921		22.789	22.378	28.070	26.684	267.3							
4	1'41.455	*	22.63*	22.163	30.387	26.267	264.5							
5	1'42.905		22.670	21.952	27.800	30.483	264.5							
6	1'37.812		22.689	22.012	27.422	25.689	264.5							
7	1'38.999	*	22.93*	22.238	27.634	26.196	267.3							
8	1'41.283		22.720	23.289	29.414	25.860	263.8							
9	1'37.800		22.615	21.953	27.415	25.817	263.1							
10	1'47.656	P	25.52*	24.958	27.951	29.225	265.2							
11	8'27.607		33.416	22.824	27.930	25.979								
12	1'37.849		22.686	22.005	27.382	25.776	263.1							
13	1'37.327		22.440	21.888	27.464	25.535	264.5							
14	1'37.503		22.490	21.764	27.521	25.728	263.1							
15	1'39.310		22.499	21.872	27.900	27.039	263.1							
16	1'37.507		22.541	21.871	27.379	25.716	260.3							
17	1'43.083	*	25.34*	24.423	27.665	25.648	260.3							
18	1'37.140	*	22.41*	21.854	27.241*	25.635	262.4							
19	1'37.321	*	22.54*	21.921	27.315*	25.545	261.7							
	unfinished		25.686	25.471			263.1							

15th 24 Simone CORSI MV Agusta Forward R ITA

Runs=2 Total laps=20 Full laps=11

1	2'08.606		35.661	24.187	29.270	26.951								
2	1'41.811		23.481	22.622	28.495	27.213	258.3							
3	1'40.728		23.290	22.217	28.316	26.905	260.3							
4	1'38.057		22.936	22.087	27.570	25.464	263.1							
5	1'37.803		22.737	21.922	27.541	25.603	260.3							
6	1'38.631		22.983	22.423	27.638	25.587	259.0							
7	1'37.423		22.718	21.938	27.386	25.381	260.3							
8	1'41.979	*	25.37*	22.768	28.104	25.734	259.0							
9	1'38.771		22.949	22.221	27.998	25.603	258.3							
10	1'38.152		22.792	22.081	27.643	25.636	260.3							
11	1'38.409		22.898	22.153	27.697	25.661	257.6							
12	1'46.187	P	24.080	23.401	28.510	30.196	260.3							
13	9'07.822		34.793	22.922	28.227	25.885								
14	1'39.418	*	23.76*	22.305	27.758	25.587	258.3							
15	1'41.758		22.879	22.027	28.226	28.626	259.0							

Fastest Lap: Sam LOWES	Elf Marc VDS Racing GBR	1'36.307	22.360	21.648	27.204	25.095
-------------------------------	-------------------------	----------	--------	--------	--------	--------

These data/results cannot be reproduced, stored and/or transmitted in whole or in part by any manner of electronic, mechanical, photocopying, recording, broadcasting or otherwise now known or herein after developed without the previous express consent by the copyright owner, except for reproduction in daily press and regular printed publications on sale to the public within 60 days of the event related to those data/results and always provided that copyright symbol appears together as follows below.

© DORNA, 2021

Official MotoGP Timing by TISSOT
www.motogp.com

Le Mans, Friday, May 14, 2021



Free Practice Nr. 2

Moto2

Lap	Lap Time	T1	T2	T3	T4	Speed	Lap	Lap Time	T1	T2	T3	T4	Speed
16	1'39.787 *	23.036	22.009	27.960*	26.782	261.7	15	1'36.783 *	22.561	21.667	27.080	25.475*	265.9
17	1'37.215 *	22.560	21.867	27.290	25.498*	261.0	16	1'43.246 *	22.88*	21.728	28.571*	30.067	267.3
18	1'37.596 *	22.72*	21.907	27.619	25.343	259.6	17	1'37.499	22.708	22.010	27.250	25.531	261.0
19	1'39.241	22.630	21.943	27.608	27.060	261.0	18	1'37.614 *	22.614	21.645	27.358*	25.997	264.5
20	1'37.784 *	22.799	21.908	27.552*	25.525	262.4							
16th 35	Somkiat CHANTRA IDEMITSU Honda Te THA Runs=2 Total laps=16 Full laps=10						19th 12	Thomas LUTHI Pertamina Mandalika SWI Runs=2 Total laps=20 Full laps=11					
1	2'15.348	37.910	23.531	28.185	26.748		1	2'03.245	34.401	23.505	28.948	26.473	
2	1'38.864	22.940	22.388	27.698	25.838	265.2	2	1'39.152	23.010	22.191	27.645	26.306	261.7
3	1'39.148	23.065	22.273	27.915	25.895	265.2	3	1'38.393	23.094	22.082	27.593	25.624	261.7
4	1'37.974	22.683	22.176	27.505	25.610	265.2	4	1'38.295	22.874	22.076	27.529	25.816	263.1
5	1'38.028	22.653	22.163	27.507	25.705	266.6	5	1'39.882	23.396	22.680	27.876	25.930	261.7
6	1'38.433	23.061	22.252	27.438	25.682	267.3	6	1'37.926	22.815	22.050	27.380	25.681	261.0
7	1'37.473	22.659	21.978	27.294	25.542	263.8	7	1'45.306 P	24.428	23.585	28.040	29.253	261.7
8	1'42.221	22.691	22.024	31.914	25.592	263.8	8	9'09.799 *	36.923	24.133	31.293*	26.455	
9	1'40.598 P	22.593	22.118	27.333	28.554	265.2	9	1'39.512	23.061	22.231	28.421	25.799	261.0
10	8'34.525	36.334	23.365	28.195	26.104		10	1'38.838	22.867	22.024	27.910	26.037	262.4
11	1'38.605	23.075	22.233	27.581	25.716	261.0	11	1'37.606	22.748	21.924	27.376	25.558	261.0
12	1'44.416	22.748	22.997	27.924	30.747	261.7	12	1'37.922	22.868	21.947	27.448	25.659	261.0
13	1'40.468	23.348	22.469	28.243	26.408	261.7	13	1'37.659	22.711	21.938	27.504	25.506	263.1
14	1'40.380 P	22.594	22.085	27.512	28.189	264.5	14	1'46.646 *	24.36*	26.394	29.147*	26.745	263.1
15	3'50.211	33.878	22.873				15	1'47.951	25.420	24.881	30.627	27.023	262.4
16	1'37.985 *	22.765	22.017	27.546	25.657*	263.8	16	1'39.729 *	22.994	22.247	28.078*	26.410	262.4
							17	1'37.359 *	22.675	21.880	27.277	25.527*	263.8
							18	1'38.194 *	22.89*	22.012	27.648	25.635	263.8
17th 7	Lorenzo BALDA MV Agusta Forward R ITA Runs=1 Total laps=12 Full laps=10						19	1'37.832 *	22.608	21.871	27.425*	25.928*	262.4
1	2'16.136	34.896	23.339	28.410	26.168		20	1'37.599 *	22.561	21.910	27.403*	25.725	263.8
2	1'38.949	23.084	22.213	27.680	25.972	259.0							
3	1'45.643	23.199	22.049	28.375	32.020	258.3							
4	1'38.386	23.026	22.118	27.563	25.679	258.3							
5	1'37.974	22.874	22.030	27.436	25.634	257.6							
6	1'38.096	22.768	22.061	27.462	25.805	257.0							
7	1'38.112	22.859	21.959	27.449	25.845	259.6							
8	1'37.614	22.822	21.976	27.282	25.534	255.6							
9	1'37.497	22.668	21.992	27.312	25.525	255.0							
10	1'43.236	23.536	23.303	30.352	26.045	255.6							
11	1'37.954	22.902	22.012	27.363	25.677	255.0							
unfinished	22.720				256.3								
18th 79	Ai OGURA IDEMITSU Honda Te JPN Runs=2 Total laps=18 Full laps=10						20th 42	Marcos RAMIREZ American Racing SPA Runs=3 Total laps=20 Full laps=6					
1	2'19.747	37.397	24.175	28.876	27.123		1	2'12.855	34.230	23.191	29.584	26.639	
2	1'42.777	23.680	22.377	30.234	26.486	261.7	2	1'40.254	23.404	22.253	28.457	26.140	265.2
3	1'39.353	23.584	22.060	27.707	26.002	267.3	3	1'38.991 *	22.84*	22.101	27.908	26.136	267.3
4	1'38.579	23.278	22.047	27.589	25.665	266.6	4	1'40.633 *	24.39*	22.447	27.876	25.913	267.3
5	1'38.835 *	23.111	21.924	27.097*	26.703*	264.5	5	1'38.642	23.111	21.976	27.744	25.811	264.5
6	1'38.383	22.971	21.976	27.644	25.792	265.9	6	1'42.954 P	22.969	22.008	27.770	30.207	265.2
7	1'38.313	23.090	22.077	27.451	25.695	265.9	7	4'56.486	34.152	23.437	29.529	25.858	
8	1'38.303	22.858	21.862	27.619	25.964	266.6	8	1'38.213	22.946	21.941	27.645	25.681	265.2
9	1'37.664	22.783	21.880	27.336	25.665	268.0	9	1'37.958	22.884	21.856	27.478	25.740	262.4
10	1'37.658	22.785	21.872	27.430	25.571	266.6	10	1'42.661 *	24.11*	24.107	28.449*	25.989	261.0
11	1'48.845 P	23.051	22.027	30.916	32.851	268.0	11	1'39.169	23.239	22.140	27.759	26.031	263.8
12	12'10.750	43.777	24.303	29.285	25.934		12	1'43.169 P	23.04*	23.080	27.975	29.068	262.4
13	1'38.050	23.023	22.021	27.267	25.739	262.4	13	6'15.282	33.499	24.050	28.083	25.826	
14	1'37.354 *	22.726	21.789	27.263*	25.576	263.1	14	1'37.640	22.810	21.770	27.523	25.537	262.4
							15	1'36.767 *	21.92*	21.935	27.458	25.447	263.1
							16	1'37.195 *	22.749	21.744	27.328*	25.374	262.4
							17	1'37.078 *	22.808	21.593	27.323	25.354*	263.8
							18	1'36.725 *	22.09*	21.776	27.458	25.393	261.7
							19	1'37.059 *	22.668	21.677	27.324*	25.390	262.4
							unfinished	22.551	21.667	27.251			264.5
							21st 55	Hafizh SYAHRIN NTS RW Racing GP MAL Runs=2 Total laps=13 Full laps=8					
							1	2'11.440	35.286	24.150	29.016	29.297	
							2	1'39.615	23.325	22.420	27.940	25.930	266.6
							3	1'39.340	23.098	22.255	27.967	26.020	265.9

Fastest Lap: Sam LOWES Elf Marc VDS Racing GBR 1'36.307 22.360 21.648 27.204 25.095

These data/results cannot be reproduced, stored and/or transmitted in whole or in part by any manner of electronic, mechanical, photocopying, recording, broadcasting or otherwise now known or herein after developed without the previous express consent by the copyright owner, except for reproduction in daily press and regular printed publications on sale to the public within 60 days of the event related to those data/results and always provided that copyright symbol appears together as follows below.
© DORNA, 2021

Official MotoGP Timing by TISSOT
www.motogp.com

Le Mans, Friday, May 14, 2021

Page 4 of 6



Free Practice Nr. 2

Moto2

Lap	Lap Time	T1	T2	T3	T4	Speed	Lap	Lap Time	T1	T2	T3	T4	Speed
4	1'41.687	23.429	22.231	28.756	27.271	261.7	2	1'39.150	23.334	22.093	27.814	25.909	262.4
5	1'38.460	22.905	22.062	27.806	25.687	263.1	3	1'47.628	23.676	22.197	28.259	33.496	268.0
6	1'38.404	22.871	22.199	27.711	25.623	262.4	4	1'39.199	23.116	22.251	27.972	25.860	265.2
7	1'57.170 P	27.92*	28.709	30.072	30.462	261.7	5	1'38.936	23.160	22.419	27.521	25.836	263.1
8	14'58.097	35.236	25.079	28.748	26.991		6	1'38.277	22.840	22.215	27.492	25.730	262.4
9	1'38.822	23.091	22.293	27.780	25.658	260.3	7	1'38.072	22.813	22.007	27.417	25.835	263.8
10	1'38.097	22.926	22.051	27.638	25.482	261.0	8	1'43.964	23.119	22.168	32.798	25.879	265.9
11	1'37.815	22.810	21.949	27.503	25.553	254.3	9	1'45.138 P	22.844	22.268	31.287	28.739	260.3
12	1'44.202 *	22.840	22.220	32.642*	26.500	257.6	10	10'55.457	34.478	23.911	29.119	26.399	
13	3'22.857 P	22.717	22.157	27.747	2'10.236	261.0	11	1'39.637	23.234	22.310	27.980	26.113	261.7
							12	1'42.175 P	23.169	22.102	27.933	28.971	263.1

22nd 14 Tony ARBOLINO Liqui Moly Intact GP ITA
 Runs=2 Total laps=17 Full laps=8

1	2'36.782	31.243	23.170	28.586	26.316	
2	1'39.688 *	23.545	22.234	27.762*	26.147*	263.1
3	1'39.199	23.176	22.211	27.743	26.069	264.5
4	1'38.937	23.030	22.365	27.649	25.893	264.5
5	1'40.068	23.067	22.118	28.781	26.102	263.8
6	1'39.054 *	22.968	22.104	27.619*	26.363*	263.1
7	1'38.562	22.858	22.107	27.763	25.834	262.4
8	1'45.727 P	23.725	23.309	28.710	29.983	263.1
9	13'25.555 *	32.642	23.782	28.125	26.232*	
10	1'38.456	23.163	22.009	27.598	25.686	263.1
11	1'37.864	22.723	21.888	27.593	25.660	264.5
12	1'37.844	22.838	21.968	27.348	25.690	262.4
13	1'47.365 *	22.649	22.193	31.759*	30.764	262.4
14	1'38.067 *	22.731	21.934	27.431	25.971*	266.6
15	1'42.674 *	22.75*	22.006	27.383*	30.534	263.1
16	1'39.395	22.733	22.633	28.194	25.835	265.2
17	1'37.774 *	22.779	21.848	27.485*	25.662	265.2

25th 96 Jake DIXON Petronas Sprinta Raci GBR
 Runs=3 Total laps=14 Full laps=9

1	2'11.252	35.234	23.860	28.817	29.218	
2	1'39.605	23.226	22.205	28.134	26.040	261.7
3	1'39.370	23.097	22.227	28.058	25.988	263.1
4	1'38.278	23.156	22.020	27.437	25.665	259.6
5	1'44.014	22.900	22.027	27.630	31.457	259.0
6	1'42.551	23.491	24.368	28.627	26.065	259.6
7	1'39.075	23.251	22.237	27.686	25.901	261.7
8	1'38.853	23.179	22.403	27.531	25.740	263.1
9	1'38.202	22.934	22.097	27.464	25.707	260.3
10	1'38.081	22.849	22.024	27.548	25.660	262.4
11	1'50.252 P	23.058	22.069	32.541	32.584	261.0
12	12'16.727	37.256	25.345	31.428	26.863	
13	1'44.493 P	23.395	22.617	28.515	29.966	257.0
	unfinished	34.176	26.618			

23rd 6 Cameron BEAUBIE American Racing USA
 Runs=3 Total laps=19 Full laps=10

1	2'13.683	34.861	23.400	28.392	27.245	
2	1'39.732	23.086	22.472	27.897	26.277	268.7
3	1'39.215	23.102	22.215	28.091	25.807	268.7
4	1'38.374	22.964	22.124	27.582	25.704	269.5
5	1'38.194	22.848	22.120	27.517	25.709	267.3
6	1'43.866	23.107	22.546	29.851	28.362	267.3
7	1'38.569 *	22.905	22.097	27.590*	25.977	266.6
8	1'38.055	22.716	22.071	27.539	25.729	263.1
9	1'45.825 P	24.361*	22.581	27.648	31.230	263.1
10	6'45.204 *	35.774	23.746	28.993*	27.353	
11	1'38.924	22.977	22.276	27.677	25.994	260.3
12	1'40.382	23.042	22.357	28.958	26.025	262.4
13	1'38.877	22.833	22.226	27.884	25.934	261.7
14	1'43.182	24.190	23.778	28.894	26.320	261.0
15	1'42.465 P	22.774	22.127	27.698	29.866	262.4
16	4'33.537	34.474	23.842	29.127	26.319	
17	1'38.711 *	22.966	22.156	27.563*	26.026*	260.3
18	1'38.808 *	22.801*	22.302	27.733	25.968	262.4
19	1'38.259 *	22.725	22.073	27.556*	25.905	262.4

26th 13 Celestino VIETTI SKY Racing Team VR ITA
 Runs=2 Total laps=22 Full laps=12

1	2'25.786	34.702	23.661	30.129	26.685	
2	1'40.316	23.500	22.652	27.947	26.217	259.0
3	1'38.797	22.985	22.219	27.772	25.821	263.8
4	1'40.389	23.033	22.321	28.871	26.164	263.1
5	1'39.226	23.158	22.332	27.689	26.047	259.6
6	1'38.930 *	22.940	22.284	27.717*	25.989	261.0
7	1'45.286 P	23.179	22.293	30.115*	29.699	260.3
8	5'16.792	35.512	23.946	28.849	26.664	
9	1'39.496	23.344	22.298	27.857	25.997	257.0
10	1'39.471 *	23.180	22.256	27.962*	26.073	259.6
11	1'38.927	23.061	22.136	27.720	26.010	259.6
12	1'39.166	22.984	22.276	27.929	25.977	260.3
13	1'38.804 *	22.897	22.126	27.659*	26.122	261.0
14	1'38.823	22.932	22.141	27.768	25.982	261.0
15	1'43.610 *	26.91*	22.988	27.847	25.861	260.3
16	1'38.446	22.788	22.174	27.644	25.840	263.8
17	1'38.326	22.923	22.081	27.626	25.696	260.3
18	1'39.343 *	22.807	22.134	28.087*	26.315	260.3
19	1'38.637	22.963	22.181	27.746	25.747	260.3
20	1'46.588 *	23.21*	27.480	27.935*	27.959*	260.3
21	1'38.858	22.989	22.262	27.820	25.787	261.0
	unfinished	22.906	22.168	27.660		261.0

24th 75 Albert ARENAS Inde Aspar Team SPA
 Runs=3 Total laps=13 Full laps=8

1	2'15.738	34.809	23.468	28.425	26.478	
---	----------	--------	--------	--------	--------	--

Fastest Lap: Sam LOWES Elf Marc VDS Racing GBR **1'36.307** 22.360 21.648 27.204 25.095

These data/results cannot be reproduced, stored and/or transmitted in whole or in part by any manner of electronic, mechanical, photocopying, recording, broadcasting or otherwise now known or herein after developed without the previous express consent by the copyright owner, except for reproduction in daily press and regular printed publications on sale to the public within 60 days of the event related to those data/results and always provided that copyright symbol appears together as follows below.
© DORNA, 2021

Official MotoGP Timing by TISSOT
www.motogp.com

Le Mans, Friday, May 14, 2021

Page 5 of 6



Free Practice Nr. 2

Moto2

Lap	Lap Time	T1	T2	T3	T4	Speed	Lap	Lap Time	T1	T2	T3	T4	Speed	
27th	19	Lorenzo DALLA PO Italtrans Racing Team ITA						11	1'39.595	23.121	22.294	27.932	26.248	258.3
		Runs=2	Total laps=22	Full laps=14			12	1'39.617	23.340	22.372	27.807	26.098	259.6	
1	2'00.885	34.575	23.559	28.569	28.073		13	1'39.065	23.060	22.396	27.790	25.819	254.3	
2	1'40.288	23.552	22.378	28.245	26.113	268.0	14	1'39.068	22.933	22.242	27.897	25.996	258.3	
3	1'38.987	23.082	22.082	27.895	25.928	265.9	15	1'38.819	23.026	22.271	27.687	25.835	257.6	
4	1'39.032	22.998	22.165	27.859	26.010	267.3	16	1'39.110 *	22.94*	22.401	27.843*	25.926	257.6	
5	1'40.587	22.942	22.003	29.639	26.003	267.3	17	1'38.770 *	23.07*	22.321	27.671	25.699	256.3	
6	1'38.748	22.865	22.063	27.852	25.968	265.2	18	1'38.564 *	22.824	22.277	27.627*	25.836	259.0	
7	1'38.721	22.951	22.126	27.790	25.854	265.2	30th 10 Tommaso MARCON MV Agusta Forward R ITA							
8	1'41.577	23.017	23.469	29.030	26.061	261.7		Runs=1	Total laps=17	Full laps=11				
9	1'39.074	23.036	22.262	27.677	26.099	263.1	1	2'11.890	34.336	24.217	29.483	27.506		
10	1'38.335	22.911	22.083	27.572	25.769	263.8	2	1'40.942	23.538	22.802	28.478	26.124	259.6	
11	1'39.399	23.205	22.246	27.905	26.043	260.3	3	1'41.376 *	23.354	22.397	29.335*	26.290	259.0	
12	1'44.102 P	23.113	22.261	28.071*	30.657	264.5	4	1'39.883	23.211	22.493	28.036	26.143	261.0	
13	6'07.886	32.769	23.483	28.223	26.373		5	1'39.645	23.110	22.475	27.873	26.187	257.6	
14	1'39.497	23.388	22.385	27.767	25.957	263.8	6	1'39.914	23.067	22.770	28.015	26.062	257.6	
15	1'40.068	23.018	22.222	28.099	26.729	264.5	7	1'40.016	23.290	22.419	27.999	26.308	259.6	
16	1'39.521	23.525	22.272	27.703	26.021	264.5	8	1'56.438 P	26.55*	24.750	33.670*	31.464	257.6	
17	1'38.705	22.926	22.238	27.713	25.828	263.1	9	7'32.858 *	36.422	24.018	30.307*	27.199		
18	1'38.136 *	22.729	22.117	27.547*	25.743	263.1	10	1'41.169	23.488	22.794	28.343	26.544	255.0	
19	1'38.307 *	22.758	22.089	27.575	25.885*	264.5	11	1'42.069	23.333	22.645	29.241	26.850	255.0	
20	1'39.664 *	23.53*	22.450	27.764	25.918	262.4	12	1'43.015	23.155	22.495	30.730	26.635	256.3	
21	1'38.451 *	22.923	22.108	27.668*	25.752	263.8	13	1'43.165	23.231	22.793	28.675	28.466	256.3	
22	1'38.508 *	22.722	22.138	27.754*	25.894	264.5	14	1'40.946 *	23.41*	22.767	28.413	26.354	256.3	
28th 16 Joe ROBERTS Italtrans Racing Team USA							15	1'40.433 *	23.221	22.590	28.261*	26.361*	257.6	
		Runs=3	Total laps=16	Full laps=4			16	1'46.526	26.414	24.257	29.055	26.800	252.4	
1	1'59.699 *	33.974	23.057	28.966*	28.087		17	1'40.600	23.187	22.667	28.348	26.398	251.8	
2	1'39.337	23.487	22.134	27.751	25.965	261.0	29th 70 Barry BALTUS NTS RW Racing GP BEL							
3	1'44.092 *	23.114	21.929	32.794*	26.255	260.3		Runs=2	Total laps=18	Full laps=12				
4	1'38.574	23.026	22.048	27.685	25.815	262.4	1	2'00.679	34.182	23.579	28.763	27.352		
5	1'41.378 P	22.967	21.919	27.816	28.676	261.0	2	1'39.835	23.379	22.435	28.079	25.942	261.0	
6	8'40.199	35.404	23.354	28.331	26.261		3	1'38.957	23.015	22.179	27.936	25.827	260.3	
7	1'39.655 *	23.45*	22.255	27.998	25.944	256.3	4	1'38.561	22.922	22.197	27.669	25.773	261.0	
8	1'38.458	22.946	21.982	27.818	25.712	259.6	5	1'41.341	22.981	22.272	30.132	25.956	259.0	
9	1'38.008 *	22.790	21.938	27.622*	25.658	260.3	6	1'38.744	22.903	22.178	27.779	25.884	259.0	
10	1'41.590	22.794	21.868	30.913	26.015	259.6	7	1'39.266	23.063	22.239	28.128	25.836	257.0	
11	1'40.318 P	22.901	21.957	27.592	27.868	260.3	8	1'40.310	23.011	22.397	28.831	26.071	258.3	
12	7'14.110	39.224	24.086	28.118	26.040		9	1'43.018 P	23.045	22.380	28.221	29.372	257.6	
13	1'38.412 *	22.979	21.872	27.753*	25.808	257.0	10	12'00.701	33.783	22.891	29.455	27.088		
14	1'37.172 *	22.660	21.675	27.284	25.553*	260.3	Fastest Lap: Sam LOWES Elf Marc VDS Racing GBR 1'36.307 22.360 21.648 27.204 25.095							
15	1'37.190 *	22.80*	21.596	27.329	25.465	259.6	These data/results cannot be reproduced, stored and/or transmitted in whole or in part by any manner of electronic, mechanical, photocopying, recording, broadcasting or otherwise now known or herein after developed without the previous express consent by the copyright owner, except for reproduction in daily press and regular printed publications on sale to the public within 60 days of the event related to those data/results and always provided that copyright symbol appears together as follows below.							
unfinished	22.611	21.950	262.4	© DORNA, 2021										

Fastest Lap: Sam LOWES Elf Marc VDS Racing GBR **1'36.307** 22.360 21.648 27.204 25.095

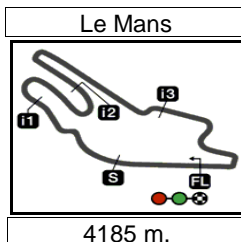
These data/results cannot be reproduced, stored and/or transmitted in whole or in part by any manner of electronic, mechanical, photocopying, recording, broadcasting or otherwise now known or herein after developed without the previous express consent by the copyright owner, except for reproduction in daily press and regular printed publications on sale to the public within 60 days of the event related to those data/results and always provided that copyright symbol appears together as follows below.
© DORNA, 2021

Official MotoGP Timing by TISSOT
www.motogp.com

Le Mans, Friday, May 14, 2021

Page 6 of 6





Results and timing service provided by **TISSOT**

Moto2™

SHARK GRAND PRIX DE FRANCE

Free Practice Nr. 2

Best Partial Times

IT Ideal Lap Time, sum of the best partial times

BT Best Lap Time


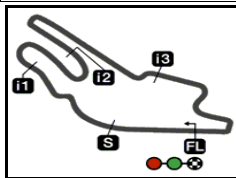
T1		T2		T3		T4				IT	BT	
Pos	Rider	Time	Rider	Time	Rider	Time	Rider	Time	Pos	Rider	IT	BT
1	J.NAVARRO	22.352	M.RAMIREZ	21.593	R.FERNANDEZ	26.951	S.LOWES	25.095	1	R.FERNANDEZ	1'36.200	1'36.382 (2)
2	S.LOWES	22.360	J.ROBERTS	21.596	R.GARDNER	27.078	R.GARDNER	25.143	2	R.GARDNER	1'36.237	1'36.640 (4)
3	R.GARDNER	22.362	S.LOWES	21.617	A.OGURA	27.080	N.BULEGA	25.178	3	S.LOWES	1'36.276	1'36.307 (1)
4	A.FERNANDEZ	22.367	R.FERNANDEZ	21.641	J.NAVARRO	27.120	R.FERNANDEZ	25.228	4	A.FERNANDEZ	1'36.524	1'36.605 (3)
5	F.DI GIANNANTO	22.374	A.OGURA	21.645	M.BEZZECCHI	27.161	M.BEZZECCHI	25.231	5	N.BULEGA	1'36.579	1'36.748 (5)
6	R.FERNANDEZ	22.380	R.GARDNER	21.654	A.FERNANDEZ	27.171	S.MANZI	25.234	6	M.BEZZECCHI	1'36.582	1'37.062 (9)
7	M.BEZZECCHI	22.394	A.FERNANDEZ	21.675	X.VIERGE	27.182	X.VIERGE	25.250	7	X.VIERGE	1'36.593	1'36.813 (6)
8	S.MANZI	22.399	N.BULEGA	21.685	S.LOWES	27.204	A.FERNANDEZ	25.311	8	J.NAVARRO	1'36.728	1'37.316 (13)
9	X.VIERGE	22.410	J.NAVARRO	21.737	A.CANET	27.214	M.SCHROTTER	25.334	9	S.MANZI	1'36.770	1'37.215 (12)
10	N.BULEGA	22.433	F.DI GIANNANTO	21.742	M.SCHROTTER	27.217	S.CORSI	25.343	10	A.CANET	1'36.797	1'36.864 (7)
11	H.GARZO	22.440	A.CANET	21.747	B.BENDSNEYDE	27.231	A.CANET	25.343	11	A.OGURA	1'36.817	1'37.499 (18)
12	A.CANET	22.493	X.VIERGE	21.751	T.LUTHI	27.277	M.RAMIREZ	25.374	12	M.RAMIREZ	1'36.841	1'37.640 (20)
13	M.SCHROTTER	22.540	H.GARZO	21.764	L.BALDASSARRI	27.282	F.DI GIANNANTO	25.417	13	M.SCHROTTE	1'36.907	1'37.165 (11)
14	M.RAMIREZ	22.551	B.BENDSNEYDE	21.790	N.BULEGA	27.283	B.BENDSNEYDE	25.439	14	F.DI GIANNAN	1'36.939	1'36.959 (8)
15	S.CORSI	22.560	M.BEZZECCHI	21.796	J.ROBERTS	27.284	J.ROBERTS	25.465	15	J.ROBERTS	1'36.956	1'38.458 (28)
16	T.LUTHI	22.561	M.SCHROTTER	21.816	S.CORSI	27.290	H.SYHRIN	25.482	16	B.BENDSNEY	1'37.054	1'37.083 (10)
17	A.OGURA	22.561	S.MANZI	21.819	S.CHANTRA	27.294	T.LUTHI	25.506	17	S.CORSI	1'37.060	1'37.423 (15)
18	S.CHANTRA	22.593	T.ARBOLINO	21.848	S.MANZI	27.318	J.NAVARRO	25.519	18	H.GARZO	1'37.118	1'37.327 (14)
19	B.BENDSNEYDE	22.594	S.CORSI	21.867	M.RAMIREZ	27.323	L.BALDASSARRI	25.525	19	T.LUTHI	1'37.215	1'37.606 (19)
20	J.ROBERTS	22.611	T.LUTHI	21.871	T.ARBOLINO	27.348	A.OGURA	25.531	20	S.CHANTRA	1'37.407	1'37.473 (16)
21	T.ARBOLINO	22.649	H.SYHRIN	21.949	H.GARZO	27.379	H.GARZO	25.535	21	L.BALDASSAR	1'37.434	1'37.497 (17)
22	L.BALDASSARRI	22.668	L.BALDASSARRI	21.959	F.DI GIANNANTO	27.406	S.CHANTRA	25.542	22	T.ARBOLINO	1'37.505	1'37.844 (22)
23	C.BEAUBIER	22.716	S.CHANTRA	21.978	A.ARENAS	27.417	T.ARBOLINO	25.660	23	H.SYHRIN	1'37.651	1'37.815 (21)
24	H.SYHRIN	22.717	L.DALLA PORTA	22.003	J.DIXON	27.437	J.DIXON	25.660	24	J.DIXON	1'37.966	1'38.081 (25)

These data/results cannot be reproduced, stored and/or transmitted in whole or in part by any manner of electronic, mechanical, photocopying, recording, broadcasting or otherwise now known or herein after developed without the previous express consent by the copyright owner, except for reproduction in daily press and regular printed publications on sale to the public within 60 days of the event related to those data/results and always provided that copyright symbol appears together as follows below.
© DORNA, 2021

Official MotoGP Timing by **TISSOT**
www.motogp.com



Le Mans

Results and timing service provided by  **TISSOT**

4185 m.

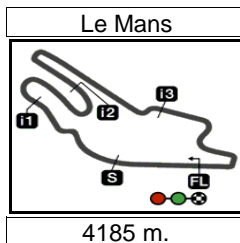
SHARK GRAND PRIX DE FRANCE**Free Practice Nr. 2****Best Partial Times****Moto2™***IT* Ideal Lap Time, sum of the best partial times*BT* Best Lap Time

T1			T2			T3			T4				
<i>Pos</i>	<i>Rider</i>	<i>Time</i>	<i>Rider</i>	<i>Time</i>	<i>Rider</i>	<i>Time</i>	<i>Rider</i>	<i>Time</i>	<i>Pos</i>	<i>Rider</i>	<i>IT</i>	<i>BT</i>	
25	L.DALLA PORTA	22.722	A.ARENAS	22.007	H.SYHRIN	27.503	C.VIETTI	25.696	25	A.ARENAS	1'37.967	1'38.072	(24)
26	C.VIETTI	22.788	J.DIXON	22.020	C.BEAUBIER	27.517	B.BALTUS	25.699	26	C.BEAUBIER	1'38.008	1'38.055	(23)
27	A.ARENAS	22.813	C.BEAUBIER	22.071	L.DALLA PORTA	27.572	C.BEAUBIER	25.704	27	L.DALLA POR	1'38.040	1'38.335	(27)
28	B.BALTUS	22.824	C.VIETTI	22.081	C.VIETTI	27.626	A.ARENAS	25.730	28	C.VIETTI	1'38.191	1'38.326	(26)
29	J.DIXON	22.849	B.BALTUS	22.178	B.BALTUS	27.669	L.DALLA PORTA	25.743	29	B.BALTUS	1'38.370	1'38.561	(29)
30	T.MARCON	23.067	T.MARCON	22.397	T.MARCON	27.873	T.MARCON	26.062	30	T.MARCON	1'39.399	1'39.645	(30)

These data/results cannot be reproduced, stored and/or transmitted in whole or in part by any manner of electronic, mechanical, photocopying, recording, broadcasting or otherwise now known or herein after developed without the previous express consent by the copyright owner, except for reproduction in daily press and regular printed publications on sale to the public within 60 days of the event related to those data/results and always provided that copyright symbol appears together as follows below.
© DORNA, 2021

Official MotoGP Timing by **TISSOT**
www.motogp.com





Results and timing service provided by TISSOT

Moto2™

SHARK GRAND PRIX DE FRANCE

Free Practice Nr. 2

Fastest Laps Sequence

<i>Practice Time</i>	<i>Rider</i>	<i>Nation</i>	<i>Motorcycle</i>	<i>Time</i>	<i>Km/h</i>	<i>Rider's Lap</i>
3'39.036	16 Joe ROBERTS	USA	KALEX	1'39.337	151.6	2
3'42.397	12 Thomas LUTHI	SWI	KALEX	1'39.152	151.9	2
3'49.679	87 Remy GARDNER	AUS	KALEX	1'38.982	152.2	2
3'54.212	35 Somkiat CHANTRA	THA	KALEX	1'38.864	152.3	2
4'10.680	37 Augusto FERNANDEZ	SPA	KALEX	1'38.667	152.6	2
4'22.732	21 Fabio DI GIANNANTONI	ITA	KALEX	1'38.376	153.1	2
5'30.566	9 Jorge NAVARRO	SPA	BOSCOSCURO	1'38.165	153.4	3
5'32.268	44 Aron CANET	SPA	BOSCOSCURO	1'38.113	153.5	3
5'40.132	25 Raul FERNANDEZ	SPA	KALEX	1'37.524	154.4	3
6'16.604	22 Sam LOWES	GBR	KALEX	1'37.287	154.8	3
7'17.363	25 Raul FERNANDEZ	SPA	KALEX	1'37.231	154.9	4
10'40.011	37 Augusto FERNANDEZ	SPA	KALEX	1'36.904	155.4	6
12'16.616	37 Augusto FERNANDEZ	SPA	KALEX	1'36.605	155.9	7
29'28.976	22 Sam LOWES	GBR	KALEX	1'36.439	156.2	14
32'42.207	22 Sam LOWES	GBR	KALEX	1'36.307	156.4	16

These data/results cannot be reproduced, stored and/or transmitted in whole or in part by any manner of electronic, mechanical, photocopying, recording, broadcasting or otherwise now known or herein after developed without the previous express consent by the copyright owner, except for reproduction in daily press and regular printed publications on sale to the public within 60 days of the event related to those data/results and always provided that copyright symbol appears together as follows below.

© DORNA, 2021

Official MotoGP Timing by TISSOT
www.motogp.com

Le Mans, Friday, May 14, 2021

